


## Opportunity in the world's most strategic asset class

Gold's 'store of wealth' characteristics have made it the best performing asset class of the last 20 years. This is a feat we expect it to repeat. Gold producers are naturally leveraged via their operating margin and reserve ounces.

LEARN MORE



## T8 Gold

Wholesale/sophisticated investors only

### 31 August 2024

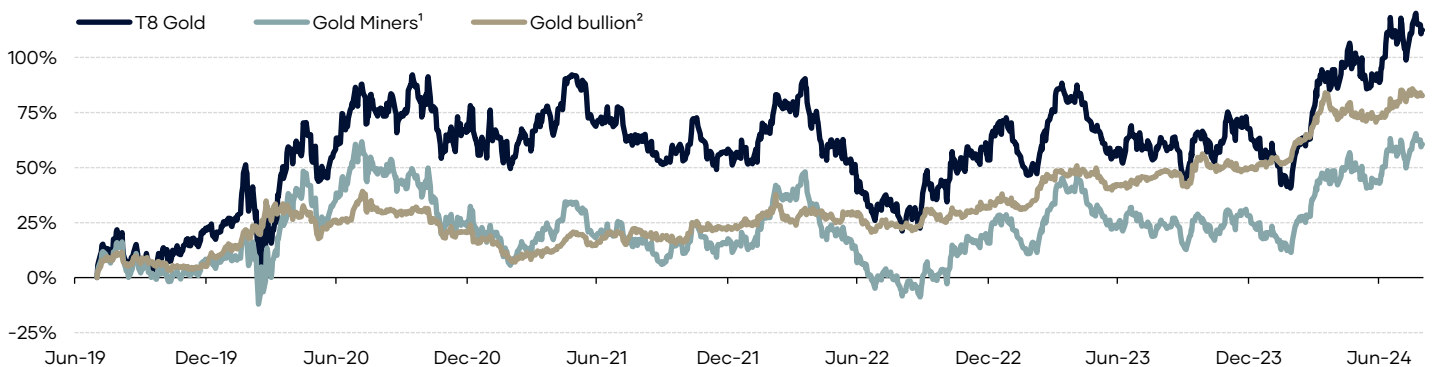
Commentary (all movements in this commentary are expressed in US dollar terms, unless otherwise stated)

T8 Gold finished August down 2.5% (in Australian dollars, or up 0.9% in US dollars). T8 Gold lagged its benchmark as a result of its exposures within the Critical By-products building block (the weaker silver price was the root cause). There is no change to our high conviction in these positions. Gold bullion (+2.3%) continued its upward move during August, driven by its two key macroeconomic drivers (the yield on long-dated US Treasury notes in real terms and the US dollar). Key economic data which was interpreted as increasing the likelihood of interest rate cuts before the end of the year (inflation decreased and the labour market weakened) contributed to the US dollar weakening (the trade weighted US dollar index -2.3%) and Treasury yields in real terms (the nominal yield minus expected inflation) moving lower (the nominal yield on 10-year US Treasury notes fell by 13 basis points, driving the implied real yield 9 basis points lower). With interest rate cuts in the United States coming into focus, we believe gold ETFs have already entered a new accumulation cycle, which stands to be a powerful upward catalyst for the gold price. During August, exchange traded funds (ETFs) added to their gold holdings for the fourth consecutive month, which excluding the blip in gold demand from ETFs following Russia invading Ukraine in 2022, last occurred during the most recent accumulation cycle which concluded in 2020. We have published detailed commentary on our [website](#).

#### Outlook

We believe ETF outflows have masked a structural upward shift in central bank gold buying (we have previously reported about this on our [website](#)). Central banks have accounted for 24% of gold demand since the Russia/Ukraine conflict began, more than double the post-financial crisis average of around 10%. This indicates a level of demand from central banks not seen since the 1960's. Under a scenario where financial market investors accumulate gold in the volumes experienced between 2008 and 2011 (1,645 tonnes added to physical-backed gold ETFs), while central banks continue to increase their gold holdings, the gold price would be likely to strengthen materially (all else being equal). The index of gold mining stocks remains at what we believe is roughly 25-year lows in terms of valuation (discount to gold bullion based on the spread between the spot bullion price and the gold price implied by the market price of the equities). Further, financial market investors remain under-allocated to gold (according to Bank of America, 75% of investment advisors have less than 1% exposure to gold). This backdrop, combined with the abovementioned strong fundamentals and what appears to be limited downside (driven by safe haven support from elevated geopolitical tension) would appear to indicate significantly more upside than downside to both gold and gold mining equities. While the gold price has achieved new all-time highs in nominal terms, it remains well off its all-time highs in real terms (achieved in January 1980). We note that economists attempt to adjust for structural inflation factors (inflation not captured in government inflation data). Adjusting for these factors would imply the all-time high gold price in today's terms would be approximately US\$3,500 per ounce.

Performance (A\$, since inception)



#### T8 Gold's target attributes

##### Responsible Production



Responsible gold production is conducted with respect for governance, the environment, associated communities and workers

##### Socio-economic Benefits



Socio-economic benefits accrue to host countries and communities through job creation, tax revenue and community investment

##### Inflation Hedge



The gold price is materially supported by its replacement cost which increases with inflation

##### Leveraged to Bullion



T8 Gold has a 1.5-2.5 beta to gold bullion (i.e. if gold bullion price moves by one unit, we would expect T8 Gold to move by two units)

##### Gold as Store of Value



Gold bullion has intrinsic value with zero-duration (i.e. its value is not predicated on future cashflows) making it a 'store of value'

#### T8 Gold's 'building blocks'

Major Producers

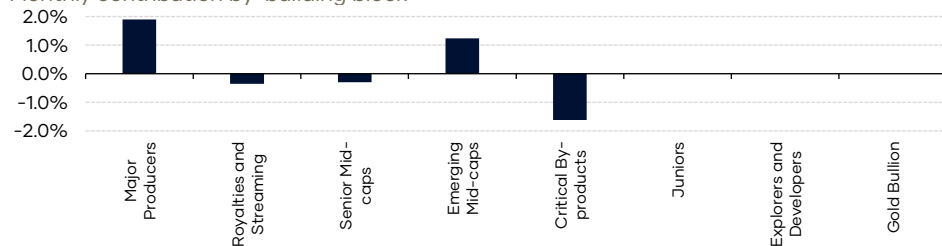
Royalties and Streaming

Senior Mid-caps

Emerging Mid-caps

Critical By-products

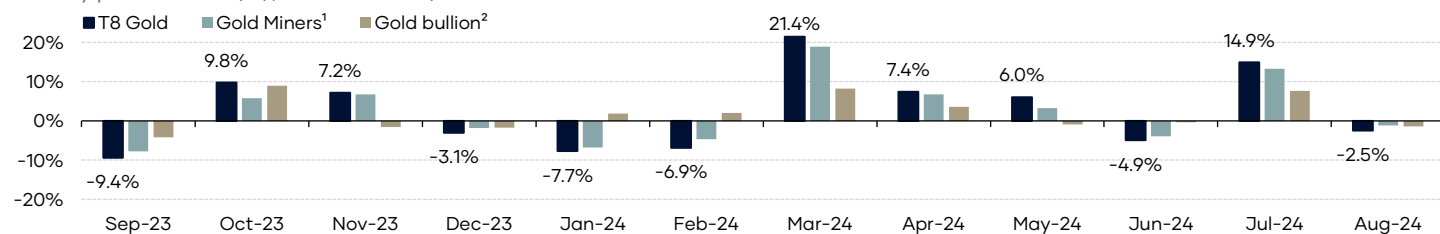
### Monthly contribution by 'building block'



### Key stock contribution (bps, last month)

Company	'Building block'	Contribution
<b>Top-3</b>		
NEM US	Major Producers	+122
GOLD US	Major Producers	+68
NGD US	Emerging Mid-caps	+63
<b>Bottom-3</b>		
GFI US	Senior Mid-caps	-127
PAAS US	Critical By-products	-107
AG US	Critical By-products	-55

### Monthly performance (A\$, last 12 months)



### Monthly performance (A\$, since inception)

	Jan	Feb	Mar	Apr	May	Jun	Jul	Aug	Sep	Oct	Nov	Dec	YTD	Gold Miners <sup>1</sup>	Gold Bullion <sup>2</sup>
2019								17.6%	-11.4%	8.5%	1.3%	6.1%	21.5%	8.0%	5.1%
2020	4.5%	2.5%	-11.2%	31.2%	3.3%	4.2%	12.5%	-3.7%	-1.8%	2.1%	-11.2%	5.8%	37.1%	14.1%	14.8%
2021	-2.0%	-5.9%	4.0%	3.0%	16.4%	-11.1%	4.2%	-7.5%	-7.2%	0.5%	4.6%	-1.0%	-4.9%	-4.5%	2.1%
2022	-3.3%	8.0%	6.8%	-1.8%	-10.3%	-10.7%	-4.0%	-7.2%	11.8%	1.8%	10.7%	-1.6%	-3.1%	-1.6%	6.9%
2023	9.2%	-12.3%	19.6%	3.5%	-7.8%	-5.3%	4.4%	-2.1%	-9.4%	9.8%	7.2%	-3.1%	9.4%	10.8%	13.5%
2024	-7.7%	-6.9%	21.4%	7.4%	6.0%	-4.9%	14.9%	-2.5%					26.7%	25.2%	22.2%

### Performance and risk metrics (A\$)

	Benchmarks			Benchmarks			
	T8 Gold	Gold Miners <sup>1</sup>	Gold Bullion <sup>2</sup>	T8 Gold	Gold Miners <sup>1</sup>	Gold Bullion <sup>2</sup>	
Returns							
1 month	-2.5%	-1.2%	-1.4%	Volatility	27%	23%	14%
3 months	6.5%	7.6%	5.8%	Sharpe Ratio	1.1	1.2	1.7
6 months	47.4%	41.0%	17.6%	Gold Correlation	0.6	0.6	1.0
12 months	31.0%	28.2%	23.5%	Gold Beta	1.2	1.0	1.0
Year to Date	26.7%	25.2%	22.2%	Up-capture	118%	102%	100%
Since Inception	112.4%	60.5%	82.6%	Down-capture	112%	95%	100%
Annualised	16.0%	9.8%	12.6%	Up/Down Ratio	1.1	1.1	1.0

### Positioning by sector and 'building block' (by net asset value)



Sector	'Building block'
Materials	Major Producers
	Royalties and Streaming
	Senior Mid-caps
	Emerging Mid-caps
	Critical By-products
Other	Gold Bullion

### Top holdings (by contribution to risk)

Company	'Building block'	Risk weight
NEM US	Major Producers	12.4%
PAAS US	Critical By-products	11.9%
NGD US	Emerging Mid-caps	9.8%
KGC US	Senior Mid-caps	8.8%
AEM US	Senior Mid-caps	8.4%
GOLD US	Major Producers	8.1%
AG US	Critical By-products	8.0%
FNV US	Royalties and Streaming	7.4%
AU US	Senior Mid-caps	6.7%
GFI US	Senior Mid-caps	6.0%

### Portfolio characteristics

	Portfolio	Benchmarks	
		Gold Miners <sup>1</sup>	Gold Bullion <sup>2</sup>
Earnings growth rate (Forecast 3-year CAGR)	33%	33%	n/a
1-year est. P/E (Median forecast)	15	14	n/a
Dividend yield (Median, trailing 12 months)	1.9%	1.7%	n/a
1-year leverage ratio (Forecast Net Debt/EBITDA)	0.2	0.0	n/a
Market cap (Median)	US\$21B	US\$23B	n/a
Number of holdings	13	50	n/a

### ESG dashboard (last 12 months)

Company meetings (one-on-one)
HBM CN, PAAS US, ERO CN, EGO US, PRU AU, EDV CN, FNV US, OGC CN, KGC US, GROU US, KNT CN, NEM US, VZLA CN, TFPM CN, NGEX CN, KGC US
Shareholder meetings (ballots cast)
PRU AU, NEM US, AEM US, GOLD US, FNV US, KGC US, PAAS US, WPM US, NGD US
ESG assessments (new or updated)
RGLD US, TFPM CN, FIL CN, LUN CN, KNT CN, NEM US, NGEX CN, KGC US

## About T8 Gold

### Fund overview

- Global equities fund focused on responsible gold producers (net socio-economic positive).
- Responsible investment focus with in-house ESG due diligence, engagement, and reporting.
- Institutional-grade process and risk management with experienced research team.
- Target returns of greater than 20%pa over a 3-5-year timeframe (beta of 1.5-2.5 to gold bullion).

### Investment thesis

- Gold has been the best performing asset class of the last 20 years. It plays a critical role in our financial system as an 'always liquid' asset with true intrinsic value (i.e. its value is not predicated on future cashflows and is supported by a replacement cost which increases with inflation) which makes it an attractive long-term investment through market cycles.
- The world is in an energy and inflation crisis without peer since the oil/inflation shocks of the 1970s when gold experienced powerful upward moves (e.g. +320% between 1972-74 and +160% 1979-80). T8 Gold is designed to deliver 1.5-2.5 beta to gold bullion (i.e. if the gold bullion price moves by one unit, we would expect T8 Gold to move by two units) by investing in gold producers which provide natural leverage to the gold bullion price via an operating margin and reserve ounces.
- Gold producers are significant socio-economic contributors to less developed economies and communities endowed with gold resources. We consider responsible gold producers to be those which conduct their gold mining operations with good governance as well as respect for the environment, human rights and the wellbeing of associated communities, employees and contractors.

### About T8

- Triple Eight Capital (T8) is dedicated to responsible investment. We believe that positive environmental and social benefits can be achieved without sacrificing investment returns. T8's responsible investment policy is available on our [website](#).
- Our process combines fully-independent research of fundamental, ESG (environmental, social and governance) and macroeconomic factors. Our Advisory Board oversees our research process and investment decisions and provides deep industry insights.

### Executive team



Roscoe Widdup  
*Portfolio management*



Christopher Hayes  
*Portfolio management*



Tonya Payne  
*Research*



Timothy McIntyre  
*Research*



Selva Freigedo  
*Research*



Georgia Widdup  
*Co-Managing Director*

### Industry technical analysts



Alex Zadnik  
*Engineering*

### Advisory Board



Jim Askew  
*Gold mining*



Leigh Clifford AC  
*Engineering*

### Distribution

Adam Wright – Financial advisers  
Andrew Aitken – Financial advisers  
Anna Sayer – Institutional and family office  
Leighton Thomas – International  
Noel Corley – Financial advisers  
Rob Tandy – Philanthropic foundations

### Operations

Martine Fraser  
Maddison Stewart-Rice

### Fund details

Distributions	<i>Annual</i>
Trustee	<i>Paradigm</i>
Custodian	<i>JPMorgan</i>
Administrator	<i>Apex</i>
Auditor	<i>EY</i>
Management Fees	<i>1.25%</i>
Benchmark	<i>Gold Miners Index<sup>1</sup></i>

<sup>1</sup>NYSE Arca Gold Miners Index <sup>2</sup>Gold bullion as tracked by the SPDR Gold Shares

### Important notice

© Copyright 2021 Triple Eight Capital Pty Ltd (ABN 52 642 108 496, AFSL 527866). All rights reserved.

This material has been prepared by Triple Eight Capital Pty Ltd ("T8") (ABN 52 642 108 496, AFSL 527866) to provide general information only. In preparing this material, we did not take into account the investment objectives, financial situation or particular needs of any particular person. It is not intended to take the place of professional advice and you should not take action on specific issues in reliance on this information. Neither T8 nor any of its related parties, their employees or directors, provide and warranty of accuracy or reliability in relation to such information or accepts any liability to any person who relies on it. Past performance should not be taken as an indicator of future performance. You should obtain a copy of the Private Offering Memorandum before making a decision about whether to invest in this product. This material is for distribution only to sophisticated investors, financial institutions, financial services licensees and their advisers. It is not for viewing by retail clients or members of the general public.

References to responsible gold production refer to the term as defined by the World Gold Council, whereby responsible gold mining is conducted with good governance as well as respect for the environment, human rights and the wellbeing of employees, contractors and members of associated communities. These issues are addressed using the World Gold Council's Responsible Gold Mining Principles which, together with the Mining Association of Canada's Towards Sustainable Mining standard, set out frameworks and expectations as to what constitutes responsible gold mining. T8 has integrated these standards into its ESG assessment methodology. T8 believes that responsible gold production creates socio-economic benefits for host countries and associated local communities through job creation, tax revenue and community investment. Please email [info@t8cap.com](mailto:info@t8cap.com) for more information.